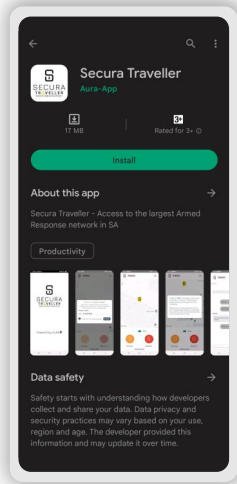




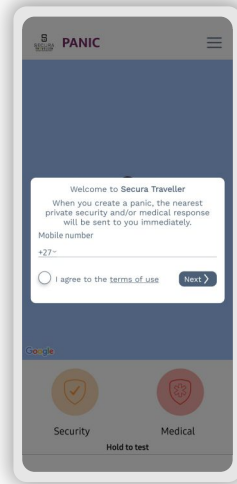
# How to activate SECURA Traveller using a coupon code

Download **SECURA Traveller** upon arrival in South Africa and / or once you have purchased a local SIM card



## Step one

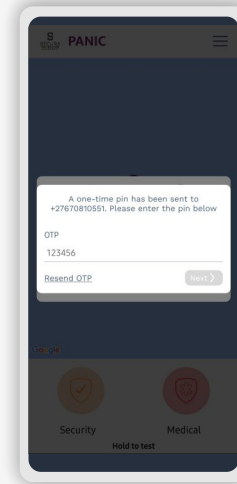
**Download SECURA Traveller**



## Step two

**Enter your details**

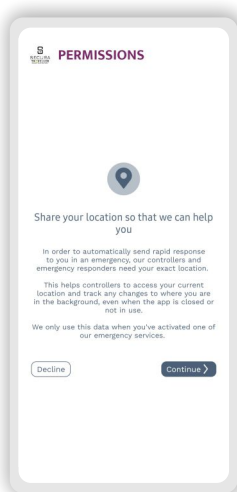
Enter your mobile phone number and select next



## Step three

**Receiving an OTP**

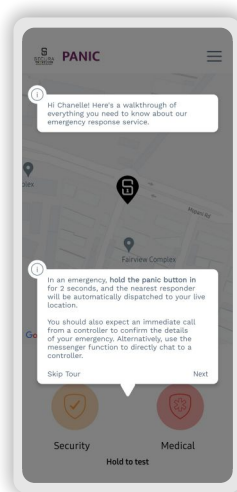
You will receive an **OTP** via SMS. Please enter the **OTP** and select next



## Step four

**Location**

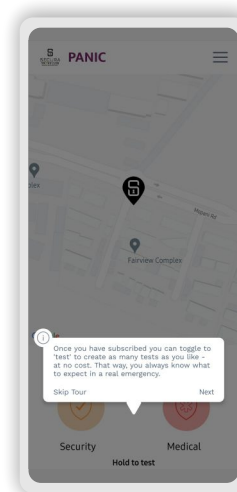
Share your location and select continue



## Step five

**Getting to know SECURA Traveller**

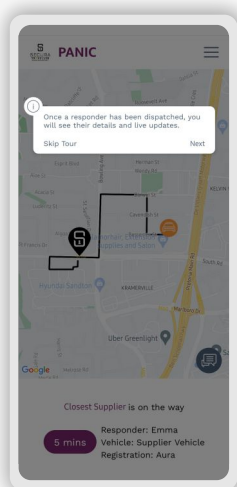
A **SECURA Traveller** walkthrough can be completed at your own leisure



## Step six

**Test SECURA Traveller**

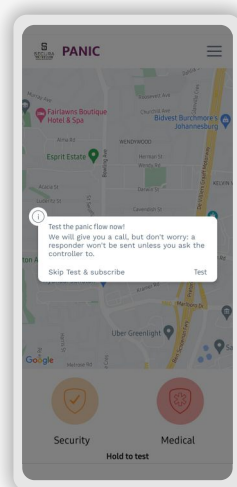
We recommend testing **SECURA Traveller**. Toggle the switch to 'Test Panic' and hold down the red button. Create as many tests as you like, at no cost



## Step seven

**We will call you**

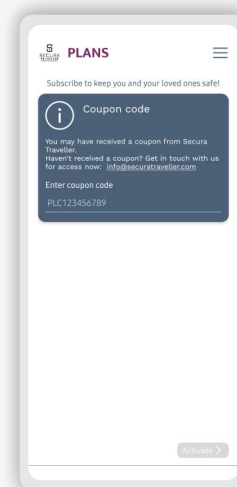
Our team of **professional and expertly trained Control Centre Agents** will give you a call. Don't worry, a Responder won't be sent to assist unless you ask



## Step eight

**Live updates**

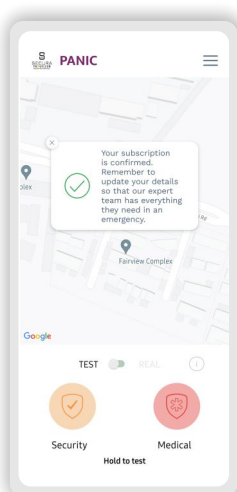
Once a Responder has been dispatched, you will see their details and live updates on the progress of their journey. This will occur when you genuinely need our assistance (not a test)



## Step nine

**Entering a coupon code**

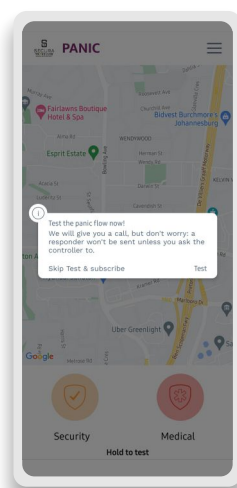
Enter your coupon code and activate your **SECURA Traveller** subscription



## Step ten

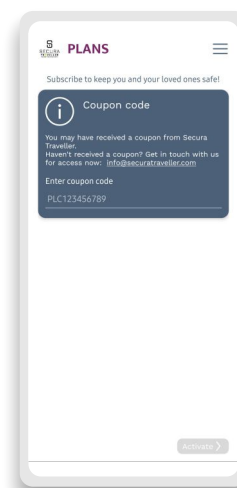
**Subscription confirmation**

Welcome to **SECURA Traveller!** Your subscription is confirmed. **DO NOT LOG OUT** - just close the App



## Step A

**Click** on the menu bar on the top right-hand corner of the screen and navigate to '**Profile**'



## Step B

**Scroll down to 'Medical Details'** and complete the required fields, before selecting '**Submit**'. Enter travel insurance information under '**Other Medical Details**'

**IMPORTANT TO NOTE:** Remember to update your details to ensure our expert team has everything they need in an emergency:

